



川源(中国)机械有限公司
GSD (China) Co., Ltd.



SRP

沉水式回流泵

SRP submersible reflux pump

SRP 沉水式回流泵

SRP submersible reflux pump



用途 Application

SRP系列沉水式回流泵是在潜水搅拌机生产技术基础上开发出的产品，该泵为二级污水处理厂混合液回流、反硝化脱氮除磷的专用设备，亦适用于污水、排污、水处理过程中微扬程、大流量场所。

The submersible reflux pump of model SRP series is a product developed on the basis of the production technique of submersible mixers, it is a special equipment used for the reclamation of the mixed liquids, denitrification, denitridation and nitrogen removal in Class II sewage treatment plant and also used in the locations which require low lift and large discharge in the ground surface water supply or drainage projects and water treatment projects.

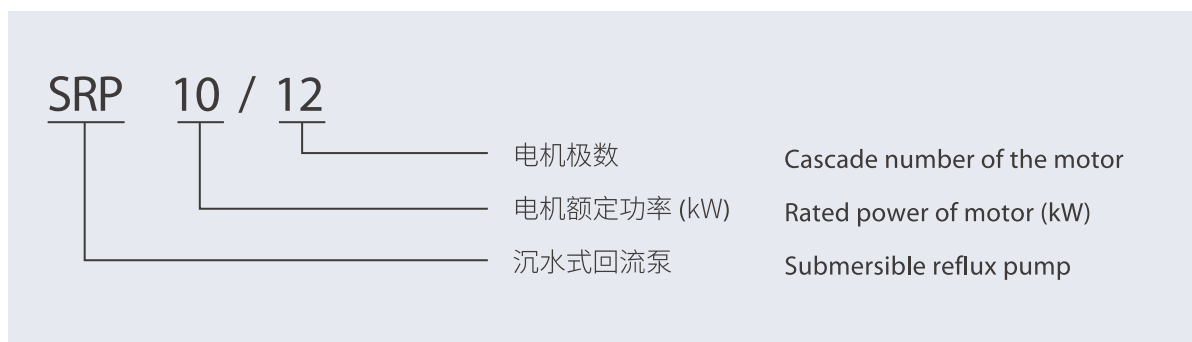
使用条件 Usage conditions

- 介质温度：≤40°C
- 介质pH值：5-9
- 潜水深度：≤20m
- The temperature of the media shall not be higher than 40°C.
- The pH value of the media shall be 5-9.
- The maximum depth of submersion shall be 20 m.

特点 Features

- 按照微扬程、大流量的工作模式特别设计。
- 主机采用不锈钢冲压成型结构，水力性能好，效率高。
- 一体化吊装设计，可实现在水下快速安装。
- 采用双重机械密封和多重电机保护功能，提高运行可靠性。
- Special design is made to the operating mode of short lift and large discharge.
- The main equipment employs the stainless structure of the punched components, resulting in very good hydraulic performance and high efficiency.
- The integrated installation design can realize the quick underwater installation.
- The dual mechanical sealing arrangement and the multiple motor protection will improve operating reliability.

型号说明 Type description



性能参数 Performance parameters

型号 Type	电机功率/电机极数 Motor power/Motor series (kW)	额定电流 Rated current (A)	叶轮直径 Dia. of impeller (mm)	转速 Speed r/min	防护等级 Degree of protection	绝缘等级 Insulation class	穿墙管公称通径 Nominal dia. of sleeve (mm)	减速机 Reducer
SRP1.5/8	1.5/8	5.2	400	740	IP68	F	400	无
SRP2.5/8	2.5/8	7	400	740	IP68	F	400	无
SRP4/6	4/6	10.3	400	960	IP68	F	400	无
SRP4/12	4/12	14	620	480	IP68	F	600	无
SRP5/12	5/12	18.2	620	480	IP68	F	600	无
SRP7.5/12	7.5/12	28	620	480	IP68	F	600	无
SRP10/12	10/12	32	620	480	IP68	F	600	无
SRP15/12	15/12	30/39	620	480	IP68	F	600	无
SRP18.5/4	18.5/4	36	760	310	IP68	F	800	有
SRP22/4	22/4	42	760	310	IP68	F	800	有

注：SRP15分节能型和普通型；额定电流30A是节能型，39A是普通型。



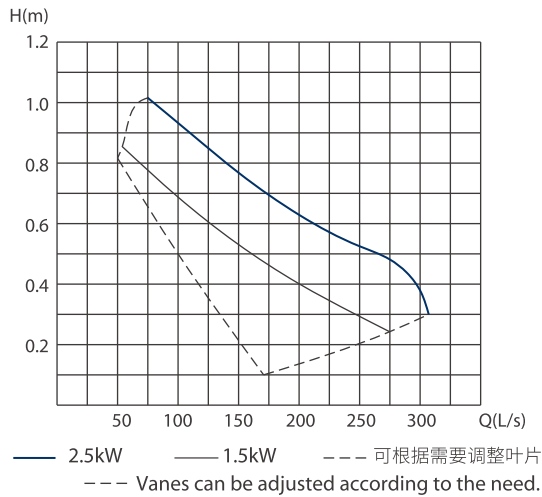
性能曲线

此曲线为泵的特性曲线，不包括扩散管和进出口的损失。

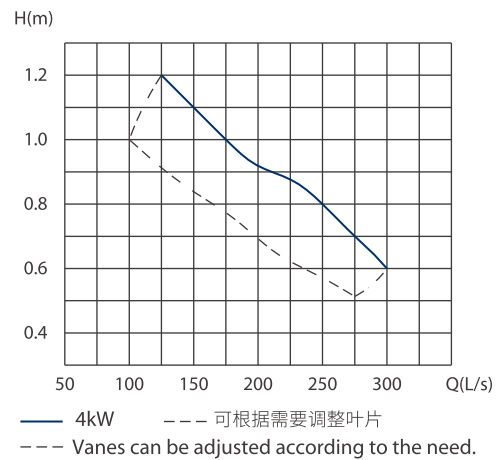
Performance curves

The curves are the characteristic curves of the pump, not including the loss of the diffusing tubes as well as the inlet and outlet.

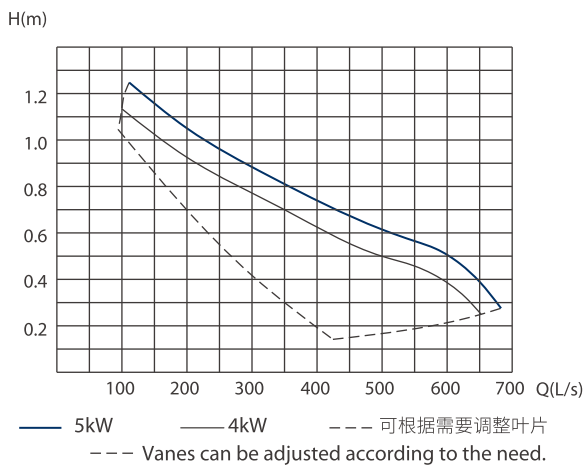
SRP1.5/8 SRP2.5/8



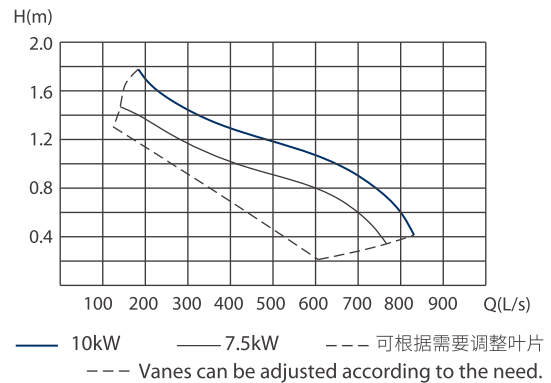
SRP4/6



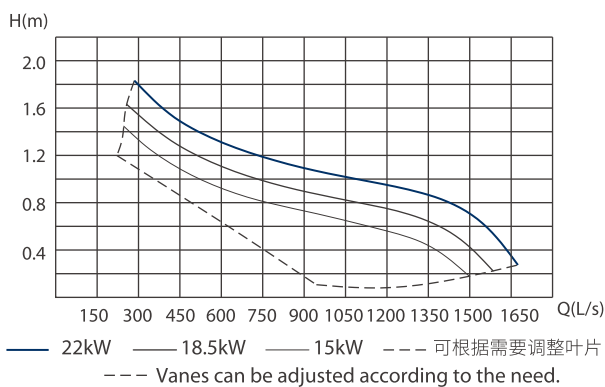
SRP4/12 SRP5/12



SRP7.5/12 SRP10/12



SRP15/12 SRP18.5/4 SRP22/4

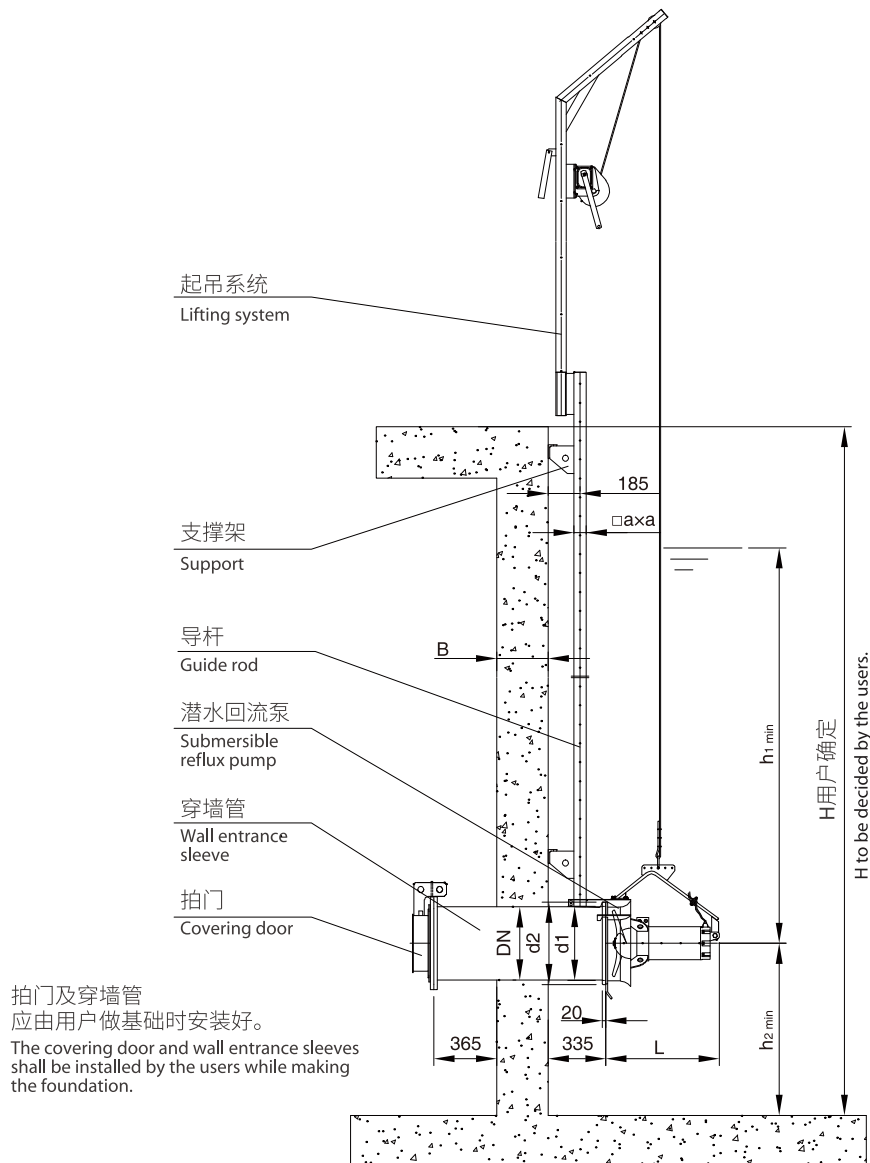


安装

特别提醒：正确安装使用是该泵长久、正常运转的基本保证。沉水式回流泵采用自动耦合安装系统，不用任何机械拆卸便可迅速提升，方便快捷。本设备除穿墙管需预埋外，导杆、起吊杆用膨胀螺栓与池体连接，无需预埋件。预埋件和拍门由用户自行采购安装。

Installation

Special warning to the users: The correct installation and usage is a basic guarantee to the long-term and normal operation of the pump. The submersible reflux pump employs the automatic coupling installation system, which facilitates quick elevation without any mechanical dismantling, hence the convenience and quickness. Apart from the wall entrance sleeves that require preembedding, the guide rod and lifting rod of the present equipment are to be connected with the pond wall with the use of expansion bolts without the need of any other pre-embedded parts. The pre-embedded parts and the covering door shall be purchased and installed by the users.

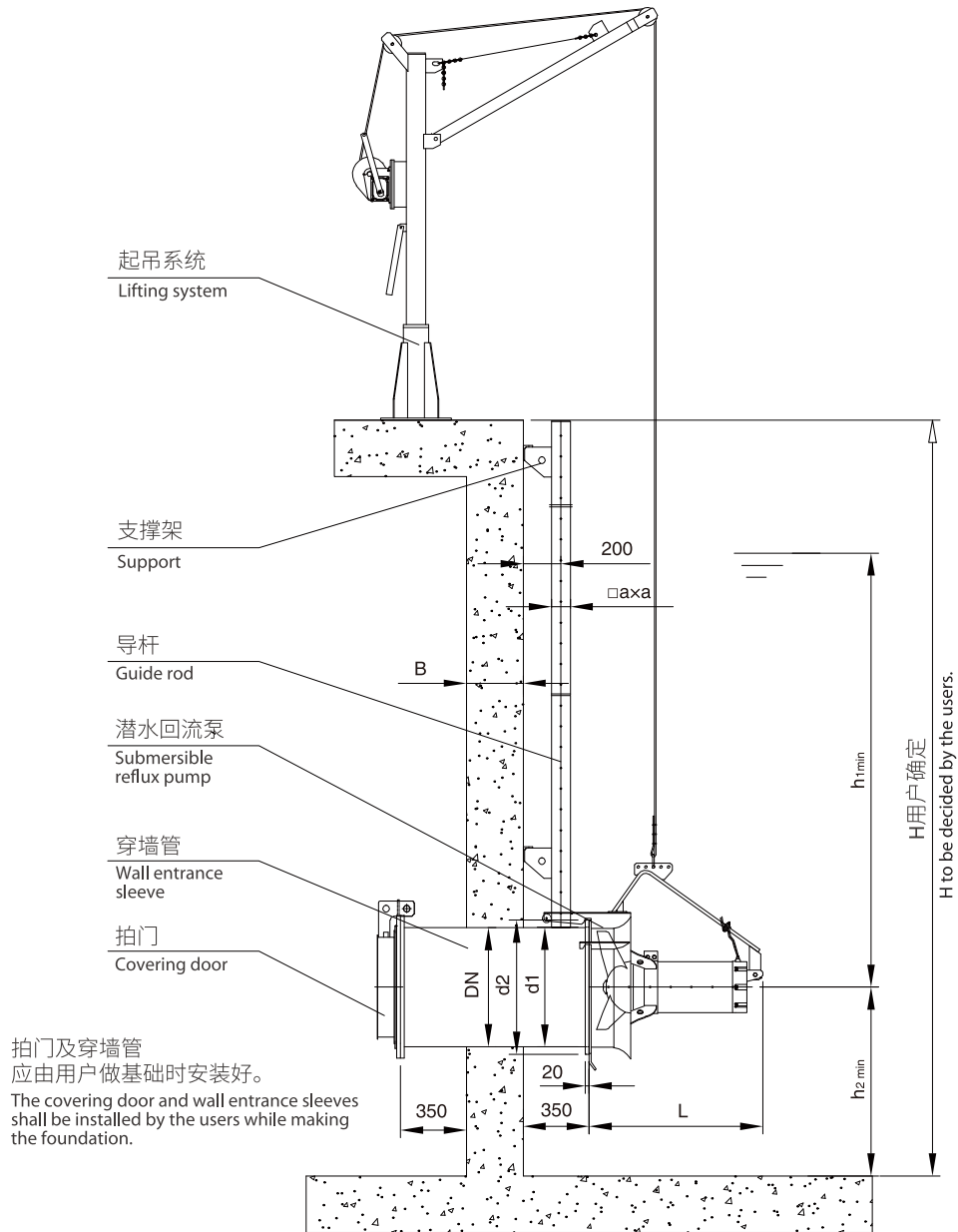


单位: (mm)

型号 Type	a	d1	d2	DN	L	h1 min	h2 min	B
SRP1.5/8	70	430	480	400	610	750	350	300
SRP2.5/8	70	430	480	400	670	750	350	300
SRP4/6	70	430	480	400	710	750	350	300

备注：各型号安装系统细部结构略有不同



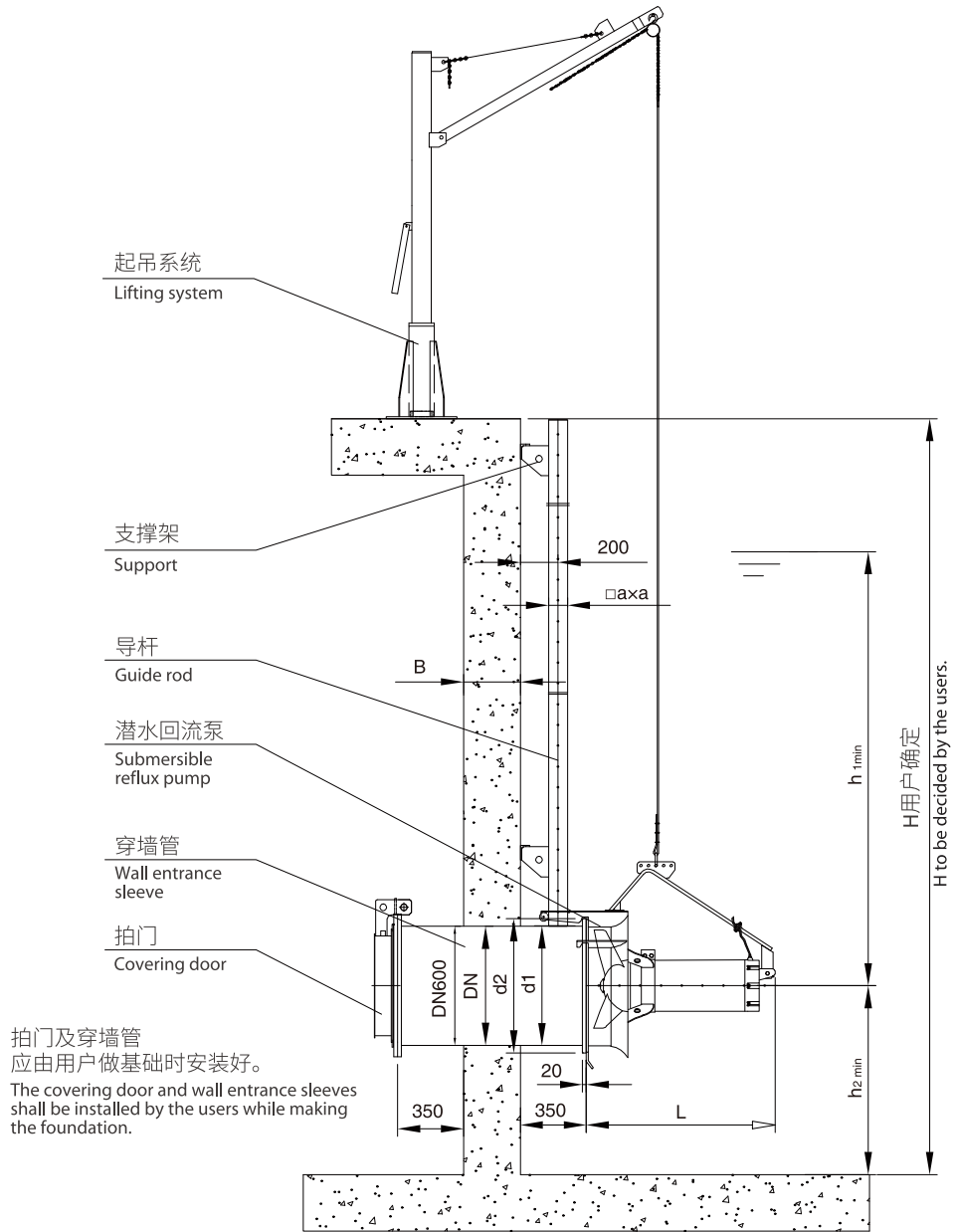


单位: (mm)

型号 Type	a	d_1	d_2	DN	L	$h_{1 \min}$	$h_{2 \min}$	B
SRP4/12	100	634	710	600	960	1200	550	300
SRP5/12	100	634	710	600	960	1200	550	300

备注: 各型号安装系统细部结构略有不同



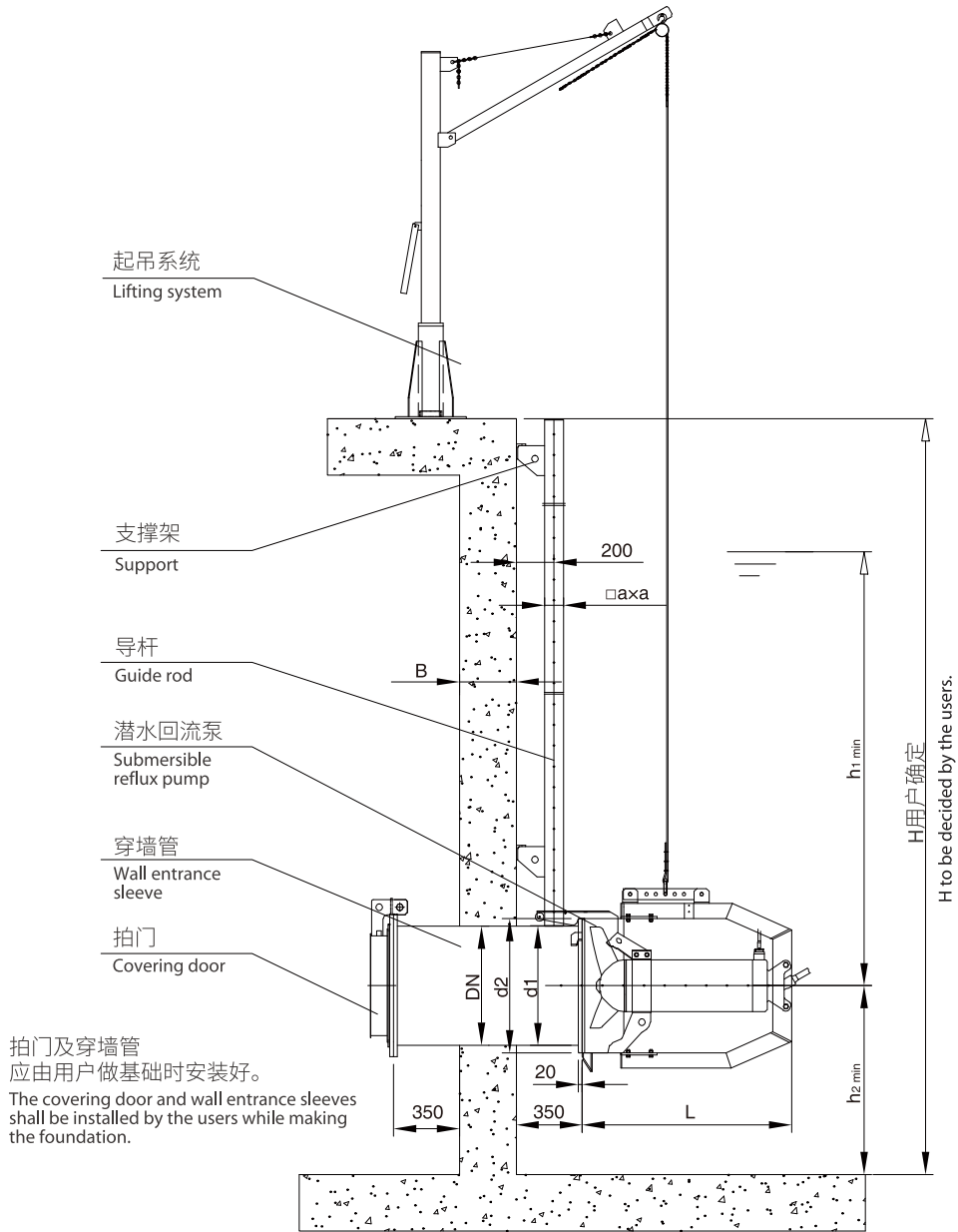


单位: (mm)

型号 Type	a	d1	d2	DN	L	h _{1min}	h _{2min}	B
SRP7.5/12	100	634	710	600	1000	1200	550	300
SRP10/12	100	634	710	600	1000	1200	550	300

备注: 各型号安装系统细部结构略有不同

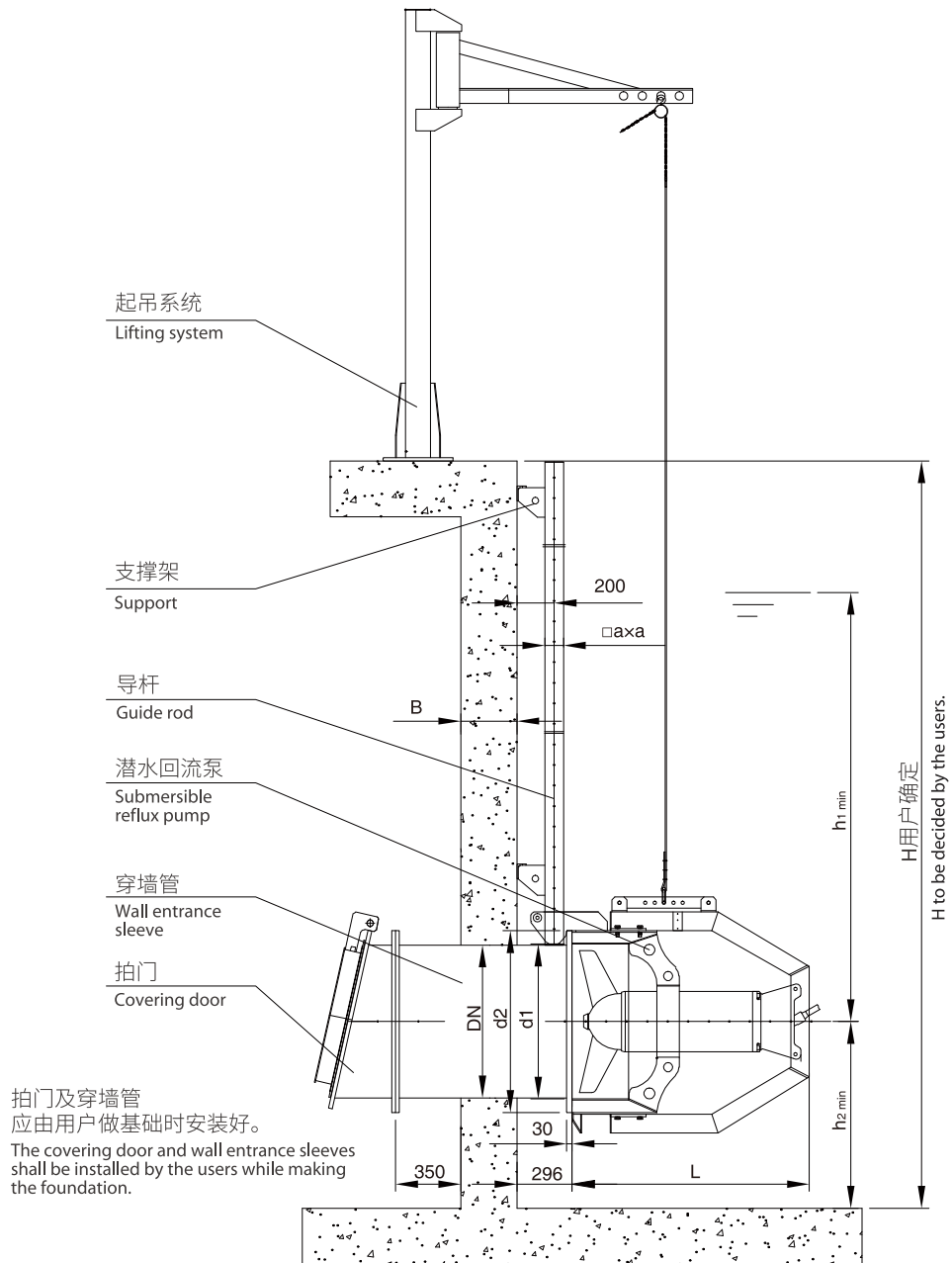




单位: (mm)

型号 Type	a	d ₁	d ₂	DN	L	h _{1 min}	h _{2 min}	B
SRP15/12	100	634	710	600	1120	1200	550	300

备注: 各型号安装系统细部结构略有不同



单位: (mm)









型号 Type	a	d1	d2	DN	L	h1 min	h2 min	B
SRP18/4	100	824	975	800	1300	1500	800	300
SRP22/4	100	824	975	800	1300	1500	800	300

备注: 各型号安装系统细部结构略有不同



欢迎索取以下产品型录

To find out more about following products, please visit www.gsd.net.cn

	泵系列 Pump Series	潜水泵系列 陆上泵系列 特种泵系列 Submersible pump series On land pump series Special pump series
	搅拌推流系列 Mixing and flow propeller	搅拌机系列 推流器系列 Mixing series Flow propeller series
	供氧曝气系列 Aeration equipment series	曝气机系列 曝气盘系列 曝气管系列 Aerator series Disc diffusers Tube diffusers
	风机系列 Blower Series	磁悬浮鼓风机 空气悬浮鼓风机 三叶罗茨鼓风机系列 Maglev turbo blower Turbo blower Three-lobe Roots Blower blower series
	污泥处理设备 Sludge treatment equipment	带式脱水机 厢式压滤机 叠螺式脱水机 污泥干化设备 浅层高效气浮设备 Belt filter press Box filter press Screw press Mud scraper Dissolved air flotation clarifier
	智能化系列 Intelligent series	智能设备 水务设备健康管理 水务系统工艺优化智联管理 Intelligent equipment Health management for water equipment Intelligent management for water system process
	反应器及套装设备 Reactor and package equipment	芬顿反应系统 MBR生物膜反应器 预制泵站 一体化污水处理设备 Fenton reaction system MBR biofilm reactor Prefabricated pumping station Intelligent Compact Unit
	耗材药剂及相关设备 Consumables, reagents and related equipment	生物绳 PAC 聚合氯化铝 PAM 聚丙烯酰胺 泡药设备 Biological rope PAC polyaluminum chloride PAM polyacrylamide Automatic dispensing dissolvers

GSD 的经营理念 Business Philosophy

G-Green 绿色 S-Safe 安全 D-Development 永续经营



川源(中国)机械有限公司
GSD (China) Co., Ltd.

水处理系统专业合作伙伴

Professional partners in water treatment systems

免费咨询电话

400-657-9066

川源(中国)机械有限公司版权所有 all rights reserved. CY-4B

数据来源: 公司实验室数据及客户实际使用数据, 具体使用环境不同, 数据可能存在差异。本型录内容如有变更, 恕不另行通知。

The data on the brochure is based on the laboratory testing data and customers' actual operation data in the past. The actual data may be different in different application conditions. We reserve the right to change content without notice.

